




Nancy  
Hanks  
Lincoln  
Public  
Library



THE GIFTS WE BRING



THE CHRISTMAS FAIRY, SANTA GOODFELLOW, LOVE, PEACE AND GOODWILL

# The Gifts We Bring

A Christmas Pageant

for

Boys and Girls  
or for Grown-ups

By

NINA B. LAMKIN

Director of Normal Course in Physical Education at Northwestern University School of Oratory and Physical Education, Evanston, Ill.; Pageant Director and Author of Historical and Other Pageants; Chautauqua Lecturer on Child Welfare and Community Work; Author of "Play—Its Value and Fifty Games," "Dances, Drills and Story-Plays," "America, Yesterday and Today" and "The Passing of the Kings."



CHICAGO  
T. S. DENISON & COMPANY  
PUBLISHERS

PN 6120  
C5L22

---

COPYRIGHT, 1919  
by  
NINA B. LAMKIN

---



DEC -3 1919

©CLA536819

no

## FOREWORD

This pageant was written in answer to many calls for Christmas pageant material. It has been produced at Northwestern University and in many schools, colleges and Y. W. C. A.'s throughout the United States, both as a Community celebration and as a special celebration by a specific group. There is a great deal of very excellent Christmas material in the form of Songs, Poems, Stories, etc., but to the inexperienced festival or pageant director it seems quite a task to arrange that material and to create, where it is necessary to do so, to fit into the plans.

This answer to the Christmas call is published in the hope that it may hold a place in the Community Christmas celebrations and that it may help to spread the Spirit of Christmas as it goes.

It has been given with a cast of children from six to fifteen years old, also with High School boys and girls, and lastly with University Students, so that we feel sure that it will fit the place which you may have for it.

The directions for production are very definitely given and the material for the dances will be easily worked out. There is a second set of production notes for use when the pageant is given by a church organization. In this the dance rhythms are changed to marches and drills.

Costume directions are given and the thought was to make them simple and artistic but inexpensive, which suits almost every Community pocketbook.

The music outside of the carols given here is type music like Waltz time, Polka time, March time, etc., and though a complete music list is suggested, one can substitute any music of the same rhythm.

THIS Book is Dedicated to all  
those who live the Spirit of  
Christmas in this Land of the  
Everyday.

May our story as it is woven  
into the Pageant help you to  
celebrate the Birthday of the  
King.



Through Him we give, through Him we serve  
The peoples of the Christmas World.  
Our deeds shall be His Birthday gift,  
Our Love the Service flag unfurled.



# THE GIFTS WE BRING

---

## A CHRISTMAS PAGEANT

---

THE PROLOGUE—Father Time.

THE FIRST EPISODE:

Scene I. Preparing for Christmas.

Scene II. The Christmas Dream.

Scene III. The Dream Comes True.

THE SECOND EPISODE:

Bringing the Gifts.

---

TIME—*One Hour and Fifteen Minutes.*

---

CAST—*Fifty to Two Hundred or Four Hundred.*

---

### SCENARIO OF THE PAGEANT.

A Christmas carol is heard off the stage.

*The Prologue* represents Father Time weaving the Christmas story down through the Ages.

*The First Episode—Scene I*—Shows Mother and Children decorating the tree, the Mother tells the story of Christmas to them, puts them to bed to dream of the visit of Santa Goodfellow and leaves them.

*Scene II*—A Christmas carol is heard in the distance and soon the Christmas Fairy dances in, the tree lights at her touch, the Children awake, rub their eyes and the dream continues. The Christmas Fairy summons the Fairies of Love, Peace and Good Will. Then Santa Goodfellow is called and he comes attended by the Snow Fairy, Jack Frost and Fairies of Play and Joyfulness. The Christmas Fairy is told by Santa Goodfellow to “bring all the toys from out the shop.” The Christmas Fairy leads in these groups, each of whom gives a characteristic dance or rhythm: The Snow Birds, The Christmas Bells, The Tinsel Fairies, The Dolls, The Jumping Jacks, The

Candles, The Automatic Toys, The Stick Candy, The Colored Balls, the Flower Fairies (Poinsettia), The Holly.

The Children watch all this dream with amazement and great joy.

*Scene III*—The Children are alone again and the Mother enters wishing them a Merry Christmas. They tell her of the dream and wonder if it cannot come true, so that they may have the gifts, not for themselves but to send to the children overseas. The Mother summons the Christmas Fairy and Santa Goodfellow who tells them that “When the Spirit is right, the dream comes true that very night.”

The First Episode ends with the children in great glee over the coming preparations for sending the gifts overseas.

In the Second Episode the Mother and Children are rearranging the tree and talking of what they’ll send.

The Christmas Fairy comes and tells them that the children from overseas are here and “They’ll carry your gifts for the whole round year.” A carol is heard off stage and the children of France, England, Belgium and Italy enter. The Mother and Children welcome them. Another carol is heard as the gifts all pass in procession before them.

The Mother here symbolizes the Mother of the World.

America and Peace enter and stand near the tree.

The Good Fairy brings a holly wreath and the Love Fairy with Santa Goodfellow stand with the children from overseas.

The Mother gives a Christmas Message, and all follow the direction of the gift processional singing—“While Shepherds Watched Their Flocks.”

---

### THE PROLOGUE.

“Hark the Herald Angels Sing” *heard off stage.*

FATHER TIME *enters in front of the curtain, or if there is no curtain, given on the stage about center front:*

The years run swifter than the shuttle  
 In the Weaver’s skillful fingers,  
 The world grows faster than the fabric  
 Which he plans—as fancy lingers.

The Days are building patterns faster  
Than his thoughts can comprehend,  
The Hours are here and gone anon  
Before the changing patterns end.

'Tis joy today the pattern shows  
Then sorrow, grief and crying need—  
Then flecks of Hope and Strength and Light,  
The story there—the World can read.

The Hour Glass gives the sign today  
Of Coming Joys—of future needs,  
The fabric of the World grows stronger  
Strength is made by Lives and Deeds.

Hold aloft the Star of Glory  
Pattern of the World's Great Day—when  
Christ the Son of God gave to us  
Life and Light—His gifts to men.

Through Him we build the fabric strong,  
Through Him we triumph over wrong,  
Through Him we bear the griefs that come  
And weave the pattern in a song.

Through Him we give—Through Him we serve  
The peoples of the Christmas World.  
Our deeds shall be his birthday gift,  
Our Love the service flag unfurled.

(FATHER TIME *passes out.*)

---

## EPISODE I.

### *Scene I.*

The Mother and Children are decorating the tree for Christmas Day. Exclamations of joy come as tinsel and balls are put in their places. The tree is finished and one child says: "Mother, dear, please tell us a story this Christmas Eve." Both

clap their hands, place a chair for Mother, who sits with them at her knee as she says, "What shall it be, my bairnies? What shall it be?" They answer, "A story of Christmas, Mother dear, any sort of a story—we're ready to hear."

*(They settle themselves comfortably at her knee.)*

THE MOTHER:

In a country, far away, by the side of a wonderful sea,  
The Spirit of Christmas was born on earth, yes born for you  
and me.

It comes to us from a manger, where the wonderful child first  
lay;

It brings us the joy and happiness of giving and taking today.

It glistens in the sun without, it stirs through the leafless trees,  
It floods the shops and lighted street; it dances in the breeze;  
It reigns! In legend and in rhyme we weave the sacred story,  
The story of the Christ Child's birth, His Life, His Love, His  
Glory.

We live this Christmas story in deed and spirit too,  
As we love and do for other folks; it matters not for whom  
We twine the evergreen and bring the simple gifts,  
If we give and take for kindness sake, the spirit there uplifts.


The Christ Child whispers tenderly to you and me this day,  
For Christmas Eve is almost here and very far away,  
He's watching you and helping you to think the things he'd  
have you do

As children of the Heavenly King on His great birthday as  
you bring,


The gifts of happiness and goodwill, the gifts of song and  
Christmas cheer,

He wants you to be thoughtful even now and all the year,  
Of Father and of Mother, too, and all that they have done for  
you,

Of Sister and of Brother—yes, and friends and all the others  
whom



THE SNOW BIRDS



The Christ Child loves as much as you, He wants them to have  
a Christmas too.

The little boys and little girls who haven't much for Christmas  
day,

Who love the gifts, the toys, the joys, and all the Yuletide play.  
Now the Christ Child sends St. Nicholas or Santa, as we say,

To fill the stockings, bring the toys and then to steal away.  
But every boy can be a Santa and every girl St. Nick.,  
If they all give joy and pleasure on Christmas Day together.

And while you are sleeping quietly, and the stars are keeping  
watch,

While the shepherds on the mountain side are attending of  
their flocks,

And all our thoughts are turning to the birthday of the King,  
Perhaps you'll dream of the wondrous tree and see the fairy  
as she brings

The toys and tinsel gay, and all the wonderful play,  
And perhaps you'll watch and wonder as she builds this Christ-  
mas day,

And into your hearts will steal the joy of loving and giving  
alway—

Well, that's the Spirit of Christmas in this land of the Every  
day.

*(Children jump up and down with glee and one speaks)*

SUSAN:

Oh Mother, dear, please put us to bed—  
And tuck us up warm from our feet to our head—  
If we dream of the fairy and the wonderful tree,  
Don't you think in our dreams we could get up and see?  
Just softly creep out and not make any noise,  
But just get a good look at Santa and the toys?

MOTHER:

Yes, children, I think in the dream you might see  
All that Santa is bringing for you and for me.

But if you're not dreaming, but really awake,  
You might scare the fairies—so away, for it's late.

*(Children kiss their Mother, go to bed; she tucks them in and taking the candle softly leaves the room. The lights are dim.)*

*Scene II.*

A *Christmas Carol*—"Joy to the World"—is heard in the distance. The song comes nearer. As it ends the lights are brighter and the CHRISTMAS FAIRY dances in. As she touches the tree it lights up. She dances about the children and they gradually awaken and rub their eyes as they behold the tree.

"Minute" Waltz—Chopin—36 measures.

THE CHRISTMAS FAIRY:

*Fairy of Love*

Come down from above,

Put on your wings—

The Christmas *bell* rings—

Come away! Come away!

"Minute" Waltz—Chopin—next 32 measures.

The FAIRY OF LOVE enters dancing and remains near the tree. The FAIRY runs 6 steps, holds 6 counts and continues. Any steps for waltz rhythm, as step swing, step hop and run 6 steps can be used here.

THE CHRISTMAS FAIRY:

*Peace and Goodwill,*

Why tarry so long;

No Christmas is fulfilled

Without your song.

Come! Oh! Come!

Consolation—Liszt—18 measures.

PEACE and GOODWILL walk in and remain near the tree. They walk in stately fashion.

THE CHRISTMAS FAIRY:

*Santa—Goodfellow,*

Messenger of mirth,

Come! On your journey



Around the earth,  
 Stop at our door  
 And bid us good-day,  
 We're ready and waiting,  
 Come along, sir! I say.

Moment Musical—Schubert—18 measures.

SANTA enters attended by THE SNOW FAIRY, JACK FROST and the FAIRIES OF PLAY and JOYFULNESS. These dance and remain near the tree. They form a circle around SANTA GOOD-FELLOW and skip about him.

SANTA:  
 Good Fairy, listen ere you go  
 To bring the gifts from out my shop  
 Bring every kind that you can find,  
 I'll need them all before I stop.  
 Gifts of joy and gifts of mirth,  
 Gifts that reach around the earth,  
 Messages of Christmas cheer  
 Which must last a whole round year.

THE CHRISTMAS FAIRY runs off and returns with the SNOW BIRDS, who dance and remain on the stage if room permits. THE FAIRY leads in the other groups in order:

The Christmas Bells.	The Automatic Toys.
The Tinsel Fairies.	The Stick Candy.
The Dolls.	The Colored Balls.
The Jumping Jacks.	The Flower Fairies.
The Candles.	The Holly.

(The Children wake up when the first group enters and watch in wonder—sometimes coming close to a group—other times admiring from a distance. The last group has danced and passed out and the Children stand looking in wonderment at each other.)

### *Scene III.*

THE MOTHER enters:

MOTHER (*the Children run to her as she says*). Are you awake? A Merry Christmas to you both.

SUSAN:

Oh! Mother, the dream, the wonderful dream!  
 We saw it! We saw it! Bobbie and me.  
 The dolls and the candy, the flowers and the tree.  
 The Fairies and Santa—oh! was it a dream?

BOBBIE:

Mother, cannot the dream come true?  
 We want all the gifts and the tinsel and flowers  
 Not for ourselves; they cannot be ours;  
 We want them to send far over the seas  
 To England, France, Belgium and Italy.

SUSAN:

Can't you see those children over there  
 Just full of happiness and to spare?

MOTHER:

Come, *Christmas Fairy*, we pray you tell  
 Can the dream ring true, like a Christmas bell?

FAIRY *enters dancing*:

I've been listening, listening, listening,  
 Just outside the chimney flue,  
 I'll call Old Santa, he can tell  
 Whether or not the dreams come true.

(*She exits and returns with SANTA. The Children run to SANTA, who speaks:*)

The Christmas Fairy has told me all;  
 There's a legend old that I recall;  
 It goes like this—when the spirit is right  
 The dream comes true—that very night.


(*The Children dance around SANTA and run out with him as the curtain falls.*)

Song is heard (off stage). "It Came Upon a Midnight Clear."

## EPISODE II.

(*THE MOTHER and Children are on the stage rearranging the tree and talking of the gifts they'll send.*)





THE CANDLES AND TINSEL FAIRIES

THE CHRISTMAS FAIRY enters:

Bobbie and Susan—good news for you.  
 More! lots more than the dream's come true.  
 The children from over the sea are here,  
 They'll carry your gifts for the whole round year.

*(Children dance in glee.)*

Song (off stage), "The Christmas Tree," is sung as the children of France, England, Belgium and Italy enter. THE MOTHER and Children welcome them.

MOTHER:

In the name of the Christ Child who watches over you  
 We offer a welcome that rings long and true.  
 In the name of America who answered your call  
 We offer a welcome by giving our All.  
 These gifts and the Spirit, the Love and the Joys,  
 You'll take overseas to the girls and the boys.  
 We want them to carry our spirit to you,  
 We want them to show what we'd like to do.

The song (off stage), "Oh! Little Town of Bethlehem," is heard as the Gifts pass in processional before the Children. As the last group passes out the Children of England, France, Belgium and Italy fall on their knees to the MOTHER, who stands and points to the cross.

(THE MOTHER here symbolizes the Mother of the World.)

America enters from L. carrying a flag and the FAIRY OF PEACE enters R. They stand on either side of the tree.

THE GOOD FAIRY runs in carrying the Holly Wreath.

THE FAIRY OF LOVE runs in and stands near tree.

SANTA enters and stands with the children from overseas.

This picture remains grouped on the stage as the MOTHER speaks:

Then ring the bells for Christmas cheer,  
 Ring them now and all the year;  
 Hang the holly wreath on high  
 And let its circle reach the sky.

Its berries red will stand for blood  
The Whole World shed;  
Its leaves of green  
The splendid strength the world has seen  
In those who always fought for right  
Against the onward rush of might.

Above the wreath the Cross appears,  
It stands unshaken through the years  
From the little Village of Bethlehem  
Its arms extended to all men.

Oh, Christ Child! Spirit of Light and Love,  
The Father's own Son—sent from above  
Gather into your arms today  
All the grief-stricken children here and away.  
Hang them a gift on Heaven's high door  
And be with them, Father, forever more.

The song, "While Shepherds Watched Their Flocks," is heard as the curtain is lowered.

## STAGE SETTING.

A Christmas tree partly decorated stands back of center stage though not back so far but that groups can pass behind it. It is lighted with tiny red and white electric lights arranged in strings and connected with sockets at back or sides of stage. These lights are woven in and out through the tree. A lighted star in the top of the tree. (These lights are not turned on until later when the CHRISTMAS FAIRY touches the tree.)

At the left back is a table with a lighted candle on it. At the left side is a small bed dressed in snowy white for the two children. At the back is a large fireplace built of three boards and covered with crepe paper resembling bricks. Stockings are hung in the fireplace. At right is a chair which is used by THE MOTHER as she tells the Christmas Story.

Christmas green can be used about the room, over doors, etc.

The Cross and the Holly wreath can be used in the decoration as symbols of the Birthday celebration.

## MUSIC LIST.

This list is complete for the first production. It can also be used for the church production by substituting a march for No. 17.

All music found in the following three books: Selections Nos. 3, 4, 5, 6, 7, 9, 10, 11, 12, 13, 14, 15, 16 and 17 in Piano Pieces, the Whole World Plays—Series No. 2—Price, \$1.00; Nos. 1, 2, 18, 19, 20 and 21 in the Ditson Collection of Ten Christmas Carols and Hymns for Community Singing—Price, 10 cents; No. 8 in The Golden Book of Favorite Songs—Price, 15 cents.

1. Hark! The Herald Angels  
Sing — Mendelssohn.  
Carols . . . . . p. 4.

2. Christians, Awake, Salute  
the H a p p y M o r n.  
Carols .....p. 5.  
Or, Joy to the World,  
the Lord Has Come...p. 7.
3. "Minute" Waltz—Chopin  
(36 m.).....p. 33 (Entrance Christmas  
Fairy).
4. "Minute" Waltz—Chopin  
(next 32 m.).....p. 34 (Entrance Love Fairy).
5. Consolation No. 5—Liszt.  
(18 m.).....p. 210 (Entrance Peace and  
Goodwill).
6. Moment Musical—Schu-  
bert .....p. 36.  
(Entrance Snow Fairy, Jack Frost, Play and Joyfulness.)
7. Anitra's Dance—Grieg..p. 72 (Snow Birds).
8. Chorus of the old Song—  
Jingle Bells .....p. 82.
9. LaCzarine—Ganne.....p. 138 (Tinsel Fairies).
10. La Cinquantaine—Gabri-  
el—Marie .....p. 134 (Dolls).
11. Gypsy Rondo—Haydn...p. 16 (Jumping Jacks).
12. Turkish March—Mozart..p. 38 (Automatic Toys).
13. Stephanie Gavotte—Czi-  
bulka .....p. 160 (Candles).
14. Pizzicato—Delibes .....p. 242 (Candy Sticks).
15. Valse Bleue—Margis...p. 109 (Colored Balls).
16. I n t e r m e z z o Russe—  
Franke .....p. 170 (Flower Fairies).
17. Waltz—Gounod .....p. 250 (Holly).
18. It Came upon a Midnight  
Clear—Carols .....p. 6.
19. The C h r i s t m a s Tree  
—Carols .....p. 11.
20. Oh, Little Town of Beth-  
lehem—Carols .....p. 10.





THE HOLLY AND THE BALLS



21. While Shepherds Watched  
Their Flocks—Carols...p. 12.

## A SUGGESTIVE MUSIC LIST.

1. A Christmas hymn or a sacred number suggestive of Christmas.
2. Christmas, Awake, Salute the Happy Morn.
3. Any good waltz.
4. Any good waltz.
5. A stately march.
6. Any 2/4 time music suggestive of Joy.
7. Any good mazurka.
8. The Chorus of "Jingle Bells."
9. Any good mazurka.
10. Any 4/4 time (staccato).
11. Any gypsy or Spanish dance in 2/4 rhythm.
12. Any stately march.
13. Any weird march or 2/4 rhythm.
14. Polka rhythm.
15. Any good waltz.
16. Any good 6/8 rhythm-running time.
17. Any 2/4 rhythm (suggestive of fairies).
18. It Came Upon a Midnight Clear.
19. The Christmas Tree.
20. Oh! Little Town of Bethlehem.
21. While Shepherds Watched Their Flocks.

(Do not disfigure the spirit of the pageant by using cheap or inappropriate music—always use the best.)

## THE CAST.

(These two suggestive cast lists are given to aid in adjusting numbers in the different groups.)

## ONE TWO

- |   |   |                              |
|---|---|------------------------------|
| 1 | 1 | Father Time.                 |
| 1 | 1 | Mother.                      |
| 2 | 2 | Children (Susan and Bobbie). |
| 1 | 1 | The Christmas Fairy.         |

1	1	The Fairy of Love.
1	1	Fairy of Peace.
1	1	Fairy of Goodwill.
1	1	Santa Goodfellow.
1	1	Snow Fairy.
1	1	Jack Frost.
1	1	Fairy of Play.
1	1	Fairy of Joyfulness.
4	6	Snow Birds.
4	8	Christmas Bells.
2	4	The Tinsel Fairies.
4	6	The Dolls.
2	4	The Jumping Jacks.
8	8	The Candles.
4	8	The Automatic Toys.
2	8	The Stick Candy.
6	8	The Colored Balls.
2	6	The Flower Fairies (Poinsettia).
4	6	The Holly.
2	2	Children of France.
2	2	Children of England.
2	2	Children of Italy
2	2	Children of Belgium.
1	1	Spirit of America.
1	1	Spirit of Peace.
10	20	Chorus.
<hr/>		
75	115	

(If a smaller number are to be used, let each group have one or two in it. If 200 are to be used, double the numbers in the second list. If 400 quadruple the number.)

### DANCE DESCRIPTIONS.

#### DESCRIPTION OF TERMS USED IN THE DANCES.

1. L—left hand.
2. R—right hand.

## 3. Arm positions—

1st—Arms circled in front of body about chest high.

2nd—Arms sideward shoulder high, slightly curved.

Palm midway between down and to front.

3rd—One arm circled overhead, the other sideward.

4th—One arm circled overhead and the other circled in front of body. (If L. arm is high use R. foot, etc.)

5th—Both arms circled overhead.

4. Step hop—glide forward, hop on that foot and raise the other one backward.

5. Step swing—glide forward, hop on that foot and swing the other to the front, lifting the knee and pointing toe to floor.

6. Tour de basque—a step turn, as: step sideward L., place R. foot around opposite L. instep and turn quickly to L. on balls of both feet. Arms are always unfolded in large circle as the turn is made.

7. Tour jete—a leap turn—step sideward left, turn a half turn L. with a leap onto R. foot, turn another half turn L. stepping on L. foot again. Unfold arms during turn.

8. Polka step—glide close glide, glide L. close the R. foot to it and glide L. again.

9. M—measures of music.

*Dance of the Snow Birds.*

Music—Anitra's Dance—Grieg.

Entrance step: skipping four steps and turning in four skipping steps. Use  $\frac{4}{4}$  time to 10 enter, then begin Anitra's Dance. Hold 6 meas.

1. Slide, hop, hop on foot toward partner, arms in 2nd (flying) ..... 1 meas.
- Three running steps diagonally forward or crowd several tiny steps in..... 1 meas.
- Repeat, finish facing audience..... 2 meas.
- Step on foot toward partner, turn toward partner and throw kiss with hand away from audience ..... 2 meas.

## THE GIFTS WE BRING

- Turn away from partner, turn around once with running steps, arms overhead, step and throw another kiss to partner..... 2 meas.  
8 meas.
2. Slide, hop, hop, little running steps toward audience, three running steps toward partner, courtesy to partner..... 4 meas.  
Partners touch R. hands, L. in 2nd. Point R. toe twice (diagonally forward), smiling at each other ..... 2 meas.  
Change places with three steps and courtesy, passing R. shoulders ..... 2 meas.  
8 meas.
3. Slide, hop, forward R., arms 5th, step back L. and swing, arms in 2nd, repeat..... 4 meas.  
Repeat 2 beginning. Partners touch R. hands, etc..... 4 meas.  
Turn around twice, arms 5th, run back and form group ..... 8 meas.  
Or if stage is small exit running.
- 
- 16 meas.

Dance uses 38 meas.

*Dance of the Christmas Bells.*

Music—Jingle Bells (or any schottische time).

Group sing as they dance. Formation with partners, bells on ankles and wrists. Run in to double circle formation around tree, inside hands joined.

1. Run 3 steps and swing. Do the step 4 times beginning with outside foot..... 4 meas.  
Arms overhead, stuffing step around self..... 2 meas.  
Face partners and move arms in laterals to left and right. Jingle the bells..... 2 meas.  
Repeat the figure ..... 8 meas.  
16 meas.





AUTOMATIC TOYS AND JUMPING JACKS



2. Join left hands with partners, run 3 steps and swing, do it 4 times, R., L., R., L. . . . . 4 meas.  
 Arms overhead, stuffing step around self. . . . 2 meas.  
 Face partners, move arms in laterals to left and right . . . . . 2 meas.  
 Repeat figure, joining right hands. . . . . 8 meas.  
16 meas.
  
3. Join both hands, pull away from partner and run short steps around partner. . . . . 2 meas.  
 Shake fists in time. . . . . 2 meas.  
 Repeat the figure 3 times more. . . . . 12 meas.  
16 meas.
  
- Repeat the dance from the beginning. . . . . 48 meas.  
 Exit running.

*Dance of the Tinsel Fairies.*

Music—Waltz or Mazurka. Suggested, La Czarine—Ganne.

Introduction, two measures. Hold garlands. (Arms in 2nd. Face partners.)

1. Point L. toe. . . . . 1 meas.  
 Repeat . . . . . 1 meas.  
 Run past partner. . . . . 1 meas.  
 Face partners and jump lightly. . . . . 1 meas.  
 Repeat with R. toe. . . . . 4 meas.  
8 meas.
  
2. Step hop on L. toward partner. . . . . 1 meas.  
 Step swing (stepping back on R. and swing L.) . . . . . 1 meas.  
 Turn around self in three steps. . . . . 1 meas.  
 Jump lightly . . . . . 1 meas.  
 Repeat . . . . . 4 meas.  
8 meas.
  
3. Face front.  
 Step swing, step swing, beginning L. . . . . 2 meas.  
 Tour de basque. . . . . 1 meas.  
 Jump lightly . . . . . 1 meas.

Repeat, beginning R.....	4 meas.
<hr/>	
4. Join left hands with partner.	8 meas.
Run around partner six steps.....	2 meas.
Turn around self.....	2 meas.
Run around partner .....	2 meas.
L. hand to partner, right leg lifted and hold..	2 meas.
<hr/>	
Repeat dance from the beginning.	8 meas.
Exit running.	

*French Doll Dance.*

Music—La Cinquantaine—Gabriel-Marie (or any other 4/4 time, staccato).

Enter with stiff walk, arms at sides. All movements are stiff and jerky.

- Figure 1. Left arm upward bend (1 meas.), lowered (1 meas.), repeat (2 meas.).
- Figure 2. Head forward bend (1 meas.), lift (1 meas.), repeat (2 meas.).
- Figure 3. Combine 1 and 2, once left and once right (4 meas.).
- Figure 4. Trunk forward bend (1 meas.), lift (1 meas.), repeat (2 meas.).
- Figure 5. Step L. and lift R. foot (1 meas.), step R. and lift L. foot (1 meas.), repeat (2 meas.).
- Figure 6. Head to L. twist (1 meas.), front (1 meas.), repeat to R. (2 meas.).
- Figure 7. Throw kiss with L. (1 meas.), throw kiss with R. (1 meas.).
- Figure 8. Move stiffly back and SANTA steps back of each one and putting hands under arms sets each one down stiffly.

*Dance of the Jumping Jacks.*

Music—4/4 time or 2/4 time. Suggested, Gypsy Rondo—Haydn.

Enter with leap run, arms move alternately with feet.

1. Jump astride, arms sideward (1-2).

Jump with heels together (3-4) . . . . . 1 meas.

Four jumps, turning in place to the right . . . 1 meas.

Repeat, turning to the left . . . . . 2 meas.

Repeat both . . . . . 4 meas.

---

8 meas.

2. Jump astride, arms (upper arms shoulder high) sideward, forearms bent upward at R. angles (1-2).

To position, arms down (3-4) . . . . . 1 meas.

Turn around self in four running steps to R. . . 1 meas.

Repeat, turning L. . . . . 2 meas.

Repeat both . . . . . 4 meas.

---

8 meas.

3. Jump astride, arms sideward and overhead to a point (1-2).

To position (3-4) . . . . . 1 meas.

Leap run in place . . . . . 1 meas.

Repeat three more times . . . . . 6 meas.

---

8 meas.

4. Glide R. and hop, clapping R. hand on left, extending them diagonally. R. high (1-2).

Same L. (3-4) . . . . . 1 meas.

Step sideward, R., L., R. and jump (5-8) . . . . 1 meas.

Repeat, beginning L. . . . . 2 meas.

Repeat both . . . . . 4 meas.

---

8 meas.

Leave stage with the clapping and running . .

. . . . . 8 to 16 meas.

### *Dance of the Candles.*

Music—Stephanie Gavotte—Czibulka.

(Each girl carries a tall white candle, lighted, in each hand.)

Formation, a hollow square as for a quadrille.

## Figure 1—

Top couples walk forward four steps.....	2 meas.
Walk backward four steps.....	2 meas.
Side couples repeat .....	4 meas.
All walk forward and backward.....	4 meas.
Walk around partners, L. hands joined.....	4 meas.

---

 16 meas.

## Figure 2—

Top couples walk forward four steps.....	2 meas.
Turn half way round in four steps, standing back to center of circle.....	2 meas.
Move with side steps around in this circle to the right to opposite place.....	2 meas.
Walk out to opposite place.....	2 meas.
Side couples repeat .....	8 meas.
Top couples repeat—returning to place.....	8 meas.
Side couples repeat, returning to place.....	8 meas.

---

 32 meas.

(This figure is adapted from an old English Court Dance.)

Figure 3. Face partner and grand right and left around the circle, touching candles high instead of joining hands (R. hand to partner, pass her and L. to next, etc., passing around the circle in direction in which you started).

Exit marching by twos.

*Dance of the Automatic Toys.*

Music—Turkish March—Mozart.

Figure 1—Enter in stiff, jerky movements, slightly bent over and stealing in, turning heads automatically from side to side (omit  $\frac{1}{2}$  meas.). 24 meas.

Figure 2. Face partners and listen with hand to ear, turn quickly and listen away from partner .....

4 meas.	
Walk around partner as though partly run down (grotesque position).....	4 meas.



THE MOTHER, THE CHILDREN AND THE STICK CANDY



Repeat figure (repeat music) . . . . .	8 meas.
	<hr/>
	16 meas.
Figure 3. Face partner, jump and bend knees, place hands on knees and look up at partner.	1 meas.
Jump up arms above head . . . . .	1 meas.
Repeat . . . . .	2 meas.
Walk around partner bent over and stiff kneel . . . . .	4 meas.
Repeat . . . . .	8 meas.
Hold, peering at partner . . . . .	2 meas.
Walk off in various grotesque ways as though nearly run down . . . . .	6 meas.
	<hr/>
	24 meas.

*Dance of the Stick Candy.*

Music—Polka time—Pizzicato—Delibes.

Enter with tiny running steps, carrying sticks per- pendicular in front of body, grasped with both hands, or enter with polka step. Intro . . . . .	7 meas.
1. Strike candy sticks (in right hand) with part- ner (1-2) . . . . .	1 meas.
Run past partner (1-2-3) . . . . .	1 meas.
Do this three times more . . . . .	6 meas.
	<hr/>
	8 meas.
2. Cross candy sticks and polka around partner four polka steps, glide, close, glide . . . . .	2 meas.
Step L. and point R., step R. and point L., swing- ing sticks horizontally in front . . . . .	1 meas.
Turn quickly around self and strike sticks once	1 meas.
Repeat the figure . . . . .	4 meas.
	<hr/>
	8 meas.
Interlude—run around partners, sticks in front . .	5 meas.
3. Holding candy sticks perpendicularly in front of body, turn back to back in twos.	

## THE GIFTS WE BRING

Little side steps around in circle.....	1 meas.
Turn and strike sticks.....	1 meas.
Repeat R.....	2 meas.
Repeat both .....	4 meas.

---

8 meas.

4. Repeat first figure (music 1st step)..... 8 meas.  
 5. Exit with polka steps.

*Dance of the Colored Balls.*

Music—Valse Bleue—Margis.

Introduction .....	6 meas.
(Each girl carries a colored balloon as though it were a ball.)	
Enter with running .....	2 meas.
And holding ball in R.....	2 meas.
Three times more .....	12 meas.
	<hr/>
	16 meas.

Circle formation.

- |  |          |
|--|----------|
| 1. Face L., run 6, toss and hold in 2nd.....   | 4 meas.  |
| Three times more .....   | 12 meas. |
|  | <hr/>    |
|  | 16 meas. |
| 2. Step hop, step swing tour de basque and hold<br>beginning left .....  | 4 meas.  |
| Three times more .....   | 12 meas. |
|  | <hr/>    |
|  | 16 meas. |
| 3. Step swing, step swing, to center, beginning<br>L., kneel on left knee, lower ball to floor, pick<br>it up, rise slowly, tour de basque and hold to<br>center ..... | 8 meas.  |
| Repeat, facing outward .....   | 8 meas.  |
|  | <hr/>    |
|  | 16 meas. |
| 4. Join L. hands, balls in right, run 6 steps past<br>partner .....  | 2 meas.  |



Toss ball and hold to 2nd (pretend to toss, do not let go ball).....	2 meas.
Return and bound ball (pretend to bound ball) .....	4 meas.
Repeat .....	8 meas.
	<hr/>
	16 meas.

5. Exit with step, hop, step, hop, run 3 steps and hold .....

*Flower Fairies (Poinsettia).*

Music—Intermezzo Russe—Franke.

Introduction .....	8 meas.
1. Run six little steps.....	2 meas.
Walk .....	2 meas.
Repeat, turning on the running steps.....	4 meas.
	<hr/>
	8 meas.
2. Run six steps .....	2 meas.
Glide hop, hop.....	1 meas.
Glide hop, hop.....	1 meas.
Repeat the figure .....	4 meas.
	<hr/>
	8 meas.
3. Run six steps.....	2 meas.
Pick a flower .....	2 meas.
Tour de basque L. and hold.....	2 meas.
Tour de basque R. and hold.....	2 meas.
Repeat .....	8 meas.
	<hr/>
	16 meas.
4. Step forward R. and hold.....	2 meas.
Step forward L. and hold.....	2 meas.
Tour de basque and hold L. and R.....	4 meas.
Repeat .....	8 meas.
	<hr/>
	16 meas.
5. Repeat 2 .....	8 meas.

6. Step swing and step hop.....	2 meas.
Repeat .....	2 meas.
Turn R. with three glide hops and hold....	4 meas.
Repeat the figure .....	8 meas.
Ending: four step hops .....	4 meas.
Run six little steps and walk two.....	4 meas.
Tour jete and hold.....	2 meas.
Tour jete and hold.....	2 meas.
Run from stage .....	4 meas.
	<hr/>
	32 meas.

*Dance of the Holly.*

Music—Waltz—Gounod.

Introduction .....	4 meas.
Enter with three walking steps and hold; repeated until in place, arm uplifted .....	16 meas.
1. Glide R. and hop, glide L. and hop, step, step	4 meas.
Repeat .....	4 meas.
Repeat .....	8 meas.
	<hr/>
	16 meas.
2. Step swing, step swing, tour de basque and hold .....	4 meas.
Repeat through .....	12 meas.
	<hr/>
	16 meas.
3. Step hop, step swing, tour jete and hold.....	4 meas.
Repeat through .....	12 meas.
	<hr/>
	16 meas.
4. With small steps run to fours, join hands and hold .....	4 meas.
Step hop, step swing.....	2 meas.
Run L. three steps and hold.....	2 meas.
Repeat two times more, R., L.....	8 meas.
	<hr/>
	16 meas.
The last time hold in a wheel with L. hands in. Repeat the dance.	
5. Exit skipping.	



THE DOLLS



## PRODUCTION—SUGGESTIONS FOR USE IN CHURCHES.

This Pageant can be adapted for use in any church.

When used where the rhythms of the different Christmas groups must be either drills or marches, not dances, these changes are suggested:

### *The Snow Birds.*

$\frac{3}{4}$  rhythm—Waltz or Mazurka. (Slow time.)

Enter running with one arm lifted, the other retired slightly or arms in diagonal positions.

- |    |  |      |
|----|--|------|
| 1. | Run around the platform once, 24 little steps. . . . . | 8 m. |
| 2. | Run up from the back in twos or fours, 12 steps. . .   | 4 m. |
|    | Run around partner, 12 steps. . . . .                  | 4 m. |
|    |  | 8 m. |
| 3. | Turn away from center, arms in diagonal and hold       |      |
|    | 2 m., run away from center 2 m. . . . .                | 4 m. |
|    | Face center and hold. . . . .                          | 2 m. |
|    | Run 6 steps returning. . . . .                         | 2 m. |
|    |  | 8 m. |
| 4. | Make a picture by having some kneel on one             |      |
|    | knee, others stand. Hold. . . . .                      | 8 m. |
|    | Run from platform.                                     |      |

### *Christmas Bells.*

Chorus of Jingle Bells— $\frac{2}{4}$ . Rhythm. (Slow time.)

Sing as they do their drill:

“Jingle bells, jingle bells, jingle all the way—  
Oh! what fun it is to ride in a one-horse open shay.”

Enter running by twos, bells on wrists and ankles.

- |    |  |      |
|----|--|------|
| 1. | Run up center by twos, 8 steps. . . . .            | 4 m. |
|    | Stand and shake wrists in time. . . . .            | 4 m. |
|    |  | 8 m. |
| 2. | Run outward by twos around to the back, first two  |      |
|    | running to left, next to right, etc. Run up center |      |
|    | by fours . . . . .                                 | 8 m. |

## THE GIFTS WE BRING

- |    |   |       |
|----|---|-------|
| 3. | Each partner on the left run around his partner in 8 steps while the one standing still shakes wrists in time ..... | 4 m.  |
|    | Other partner repeats it.....   | 4 m.  |
|    |   | 8 m.  |
| 4. | All run forward 8 short steps.....  | 4 m.  |
|    | All shake wrists in time.....   | 4 m.  |
|    | All run backward .....  | 4 m.  |
|    | Shake wrists in time.....   | 4 m.  |
|    | Exit running.   | 16 m. |

*Tinsel Fairies.*

Music—Waltz or Mazurka— $3/4$  rhythm.

Each carries a garland of tinsel.

- |    |  |       |
|----|--|-------|
| 1. | Enter by twos. When at center back run diagonally to the front, 12 steps.....  | 4 m.  |
|    | Swing garlands in time from left to right (one movement to each measure).....  | 4 m.  |
|    | Leaders face outward and lead their line back again 12 steps .....   | 4 m.  |
|    | Repeat swinging garlands in time.....  | 4 m.  |
|    |  | 16 m. |
| 2. | Run up center by twos, 12 steps.....   | 4 m.  |
|    | Swing garlands in time.....  | 4 m.  |
|    | Join left hands with partners and run around partners, 12 steps.....   | 4 m.  |
|    | Swing garlands .....   | 4 m.  |
|    |  | 16 m. |
| 3. | All run to circles of four. Join left hands at center, raise them high, hold other end of garland lower and outward. (Make wheels of fours.) Hold in place ..... | 4 m.  |
|    | Run in the wheel, 12 steps.....  | 4 m.  |
|    | Hold .....   | 4 m.  |
|    | Repeat the run .....   | 4 m.  |
|    | Run off platform in a group.   | 16 m. |

The rhythms of the DOLLS, the JUMPING JACKS, the CANDLES and the AUTOMATIC TOYS are drills and can remain as in the first production.

*The Stick Candy.*

Music—4/4 rhythm.

(Wands or broomsticks wound in white and striped with red.)

March on platform by twos with candy sticks held in inside hand and crossed with partners.

March up in fours and take 2 steps sideward with partner and halt. Lower sticks below in front parallel with floor and held with both hands.

- |  |       |
|--|-------|
| 1. Raise candy sticks shoulder high.....   | 1 m.  |
| Lower to place .....   | 1 m.  |
| Repeat .....   | 2 m.  |
| Face partner, sticks in left hand, cross with partners and march around partner..... | 2 m.  |
| Lower sticks and stand in position.....  | 2 m.  |
| Repeat the entire figure.....  | 8 m.  |
|  | <hr/> |
|  | 16 m. |
| 2. Raise sticks overhead and lower to place.....                                     | 2 m.  |
| Repeat .....   | 2 m.  |
| Repeat the marching and standing in position as in (1) .....                         | 4 m.  |
| Repeat all the figure.....   | 8 m.  |
|  | <hr/> |
| 3. Repeat 1 and 2.   | 16 m. |
| Exit marching.   |       |

*The Colored Balls.*

Music—Waltz (slow time).

Each girl carries a colored balloon as though it were a ball.

- |  |       |
|--|-------|
| 1. Enter, run 6 steps, arms sideward, ball in right hand ..... | 2 m.  |
| Hold ball high with both hands and hold pose...                | 2 m.  |
| Repeat through .....   | 12 m. |
|  | <hr/> |
|  | 16 m. |

## THE GIFTS WE BRING

- |    |  |       |
|----|--|-------|
| 2. | Toss the ball (without letting go of it), both arms high, swing arms outward and upward..... | 1 m.  |
|    | Bring arms to sideward position.....   | 1 m.  |
|    | Run 6 steps forward .....  | 2 m.  |
|    | Repeat through .....   | 12 m. |
|    |  | <hr/> |
|    |  | 16 m. |
| 3. | Bound the ball (without letting go).....   | 1 m.  |
|    | Bring arms sideward.....   | 1 m.  |
|    | Run forward .....  | 2 m.  |
|    | Repeat through .....   | 12 m. |
|    |  | <hr/> |
|    |  | 16 m. |
| 4. | All face center, run 6 steps to center, holding balls high .....                             | 2 m.  |
|    | Hold the pose .....  | 2 m.  |
|    | Run backward .....   | 2 m.  |
|    | Hold .....   | 2 m.  |
|    | Repeat .....   | 8 m.  |
|    |  | <hr/> |
|    | Run off platform.  | 16 m. |

*Flower Fairies.*

Music—Waltz time.

- |    |  |       |
|----|--|-------|
| 1. | Enter running to places in irregular group.....  | 8 m.  |
|    | (Halt back of the center.)   |       |
|    | Run diagonally forward left six steps.....   | 2 m.  |
|    | Drop to one knee and pick a flower.....  | 2 m.  |
|    | Run diagonally forward right.....  | 2 m.  |
|    | Drop to one knee and pick a flower.....  | 2 m.  |
|    | Repeat the figure diagonally back, turning.....  | 8 m.  |
|    |  | <hr/> |
|    |  | 24 m. |
| 2. | Run around partner .....   | 2 m.  |
|    | Drop to knee and pick flower.....  | 2 m.  |
|    | Repeat .....   | 4 m.  |
|    | Stay on knee and go through movements of arranging flowers in the basket to the music..... | 8 m.  |
|    |  | <hr/> |
|    |  | 16 m. |





ENSEMBLE GROUP



3. Form a pose, part kneeling as though holding basket in front, others standing at back, holding baskets high. Hold.....16 m.  
Run off platform.

*The Holly Spirits.*

Music—March, or 2/4 rhythm.

Each carries a holly wreath.

1. Enter marching and carrying wreath in front of chest, held with both hands. March center by twos.
2. Files to the corners, march.
3. Files to the opposite corners, march, crossing at center.
4. Outward counter march, crossing again.
5. March down the sides and up the center by twos.
6. All mark time, 8 steps in place.

All march forward, 8 steps.

All face a quarter turn left and repeat the marking time 8 steps and marching 8 steps.

All face a quarter turn left again and repeat.

All face a quarter turn left and repeat.

This figure makes a square and brings you back where you started.

March off by twos.

COSTUMES.

1. FATHER TIME—Long robe of gray over white, carrying hour glass or sickle. White hair and beard. (Gray cheese cloth or long white gown or a sheet drape.)

2. THE MOTHER—In a soft gown of some light color or a darker shade.

3. CHILDREN—Girl in nightgown, boy in pajamas.

4. THE CHRISTMAS FAIRY—In green and white with bells. A wreath of mistletoe or holly on head. (Tarlatan, cheese cloth or silk-aline.)

5. THE FAIRY OF LOVE—White short gown, cape lined with red, red cap or band about head.

6. FAIRY OF PEACE—Short white gown and carrying a dove.

7. FAIRY OF GOODWILL—Short white gown, cape lined with blue, cap or head drape, or band about head.

8. SANTA—Customary Costume.

9. THE SNOW FAIRY—Short white gown, ragged edge, bits of cotton sewn over it. A cap of cotton with snow sprinkled on it.

10. JACK FROST—White knickerbockers, overblouse of white, ragged on edge, cotton cap, ragged on edge. Snow on it. Carries snow balls of cotton.

11. FAIRY OF PLAY—In pink gown, hair hanging, band about head. A scarf in hands.

12. FAIRY OF JOYFULNESS—In rose gown, hair hanging, band about head.

13. SNOW BIRDS—Slips of gray cambric; cotton tufts sewed or glued over them. Cap of cambric covered with cotton with beak of white cardboard. Eyes of colored headed pins.

14. CHRISTMAS BELLS—Slips of any bright colors; bells on wrists and ankles. Bell shaped caps. (White dresses can be used.)

15. TINSEL FAIRIES—White slips; tinsel garlands in hands and about heads. (White dresses can be used.)

16. THE DOLLS—Take nightgowns, shorten to knees, put on wide cheese cloth sashes, hair hanging or bobbed with big bow. Slippers, pink stockings, with white ones over them rolled like socks. Turn hair under to look bobbed.

17. JUMPING JACKS—Dominoes of any color, pointed caps.

18. THE CANDLES—Yellow cheese cloth slips, yellow bands about head. A candle in each hand.

19. THE AUTOMATIC TOYS—Character toys. One boy, one Dutch doll, one brownie, etc. Any grotesque costumes.

20. THE STICK CANDY—White slips or middies and skirts. Pointed hats made of cardboard and striped with red paper. Wands wound in white and striped in red.

21. THE COLORED BALLS—Any colored cheese cloth slip. A balloon to match gown if possible.

22. FLOWER FAIRIES—Crepe paper dress of green or cheese cloth slip of green. Poinsettias made of crepe paper on the dress. Small poinsettias on slipper. A large poinsettia for a cap.

23. HOLLY—Green slip and holly sewed over gown. Holly wreaths on head.

24. CHILDREN OF FRANCE, ENGLAND, ITALY AND BELGIUM—In peasant costume of the country.

25.—SPIRIT OF AMERICA—Red, white and blue costume; gilt helmet, carrying a flag.

26. PEACE—(Gown) white, long. White head drape. Carry olive branch.

FINIS.







Nancy  
Hanks  
Lincoln  
Public  
Library